



# Project Workplace Overview

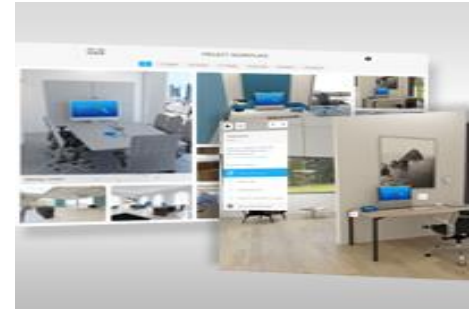
June 2014



# Project Workplace Overview

## What is Project Workplace?

- A cost free on-line tool available on Cisco.com that provides a visual tour of video enabled spaces
- This tool came out of the extensive design, testing and implementation by Cisco Research and Development (R&D)
- Helps to share knowledge of how great video rooms are set up via blueprints, user scenarios and product information for each room layout
- Includes a best practices guide to illustrate what type of equipment is needed for particulars such as sound, cameras and lighting



# Each New Product Development Starts With Research on User Needs: Project Workplace Showcases the Answers!

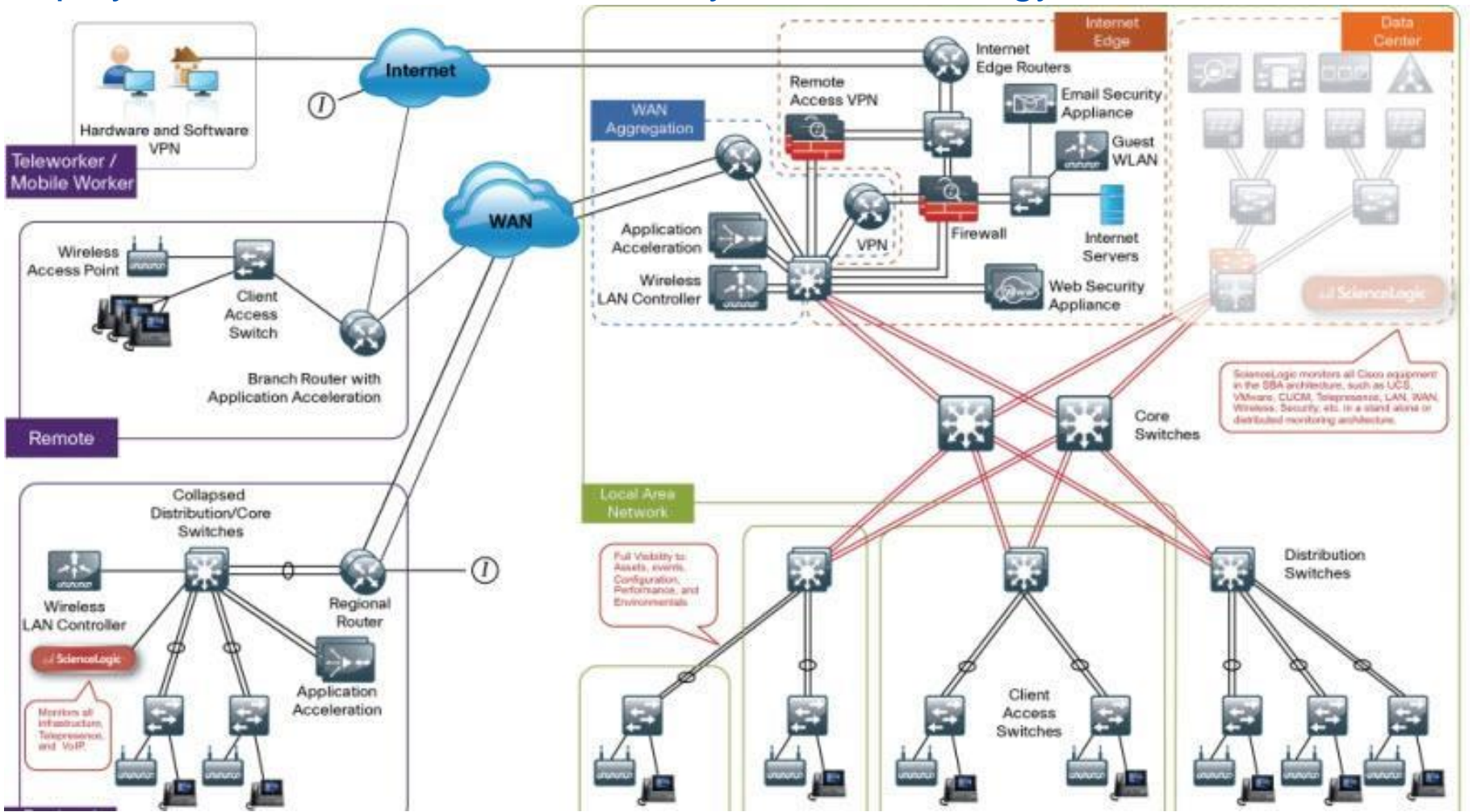




# Through Dialogue with Sales, Partners and Customers: Cisco Product Management Uncovers Core Needs and User Scenarios



# Simplify the Product and Portfolio Story from Technology to a Business Solution



# A Hollistic Approach to Video Use and Installation Focusing on Business Value





# Optimizing the Use of Cisco Products Through Simple and Intuitive Graphic Representations of User Scenarios



# The Project Workplace Method




- Most scenarios taken from real customers
- Needs identified at customer sites through observation and interviews
- Real needs turned into excellent solutions through
- lab building and refinement:
  - Technical testing
  - User testing
  - Labs used every day as an integral part of product development





# What is Included in Project Workplace?



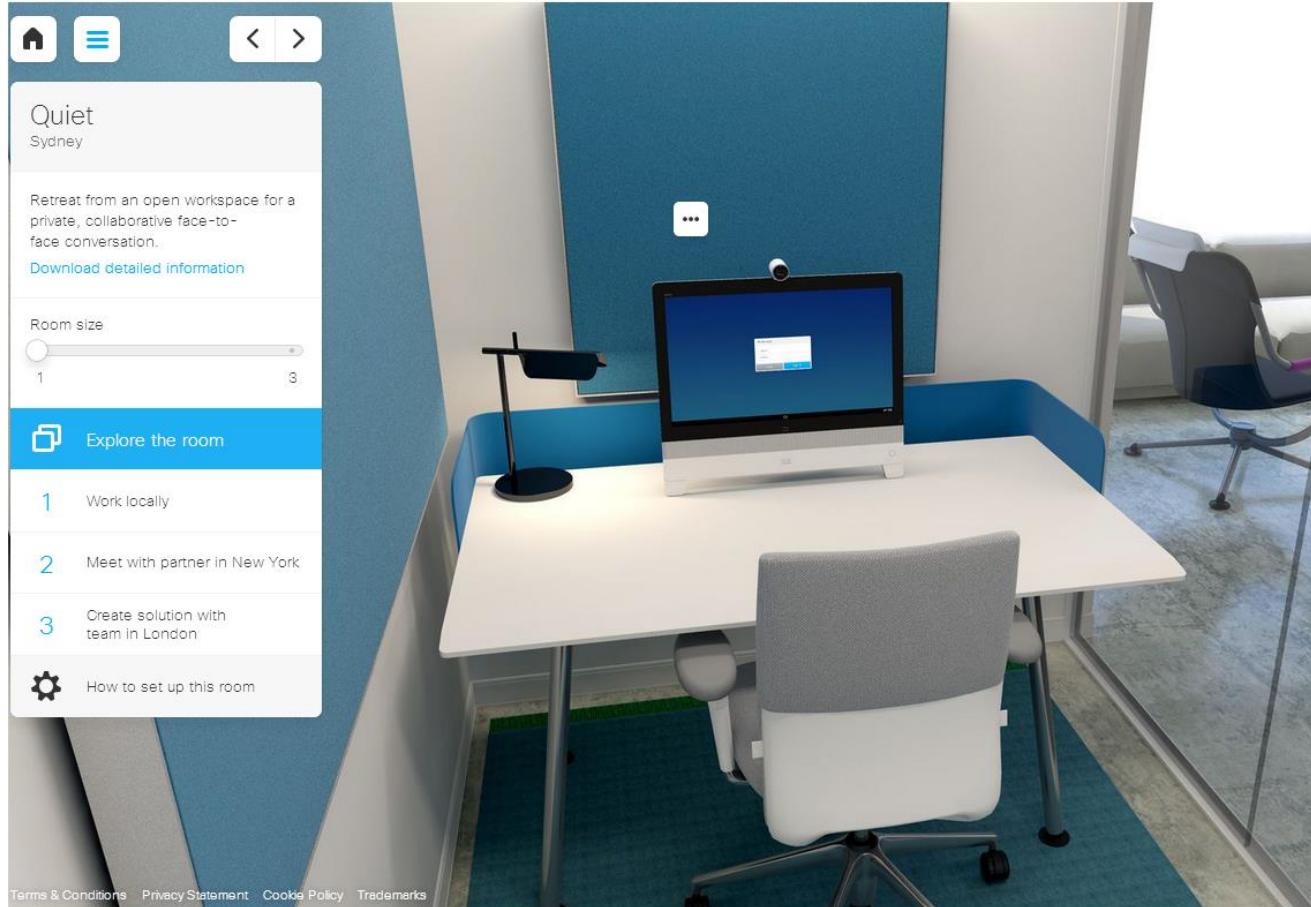
The diagram illustrates a room layout for a physical setup. Key elements and dimensions include:

- Room Features:** Window, Curtains, Acoustic Panels, Whiteboard.
- Camera:** MX300 G2, positioned on the left wall. FoV 70° - 8x zoom (2x digital zoom).
- Dimensions:**
  - Top width: 4' 7" (1.4 m)
  - Left height: 5' 7" (1.7 m)
  - Bottom width: 7' 6" (2.3 m)
  - Central area width: 3' 11" (1.2 m)
  - Central area height: 1' 8" (0.5 m)
- Central Area:** Contains a Mic20 and a Touch Device.

This is a representation of a physical setup built and tested by Cisco R&D. Other setups are possible and might be equally good. Room dimensions should always adhere to local rules and regulations. Further detailing and development will occur with future versions of Project Workplace.

This is a representation of a physical setup built and tested by Cisco R&D. Other setups are possible and might be equally good. Room dimensions should always adhere to local rules and regulations. Further detailing and development will occur with future versions of Project Workplace.

# Simple and Intuitive Graphic Representations of User Scenarios to Optimize Video Enabled Spaces






# Provides Product Information For Each Room Scenario



# Provides Best Practices Guidelines for Products, Acoustics and Whiteboard Use in a Video Enabled Space



## Products



### 1 Cisco TelePresence MX800\*

The Cisco TelePresence MX800 is a single 70-inch video system designed to provide medium to large meeting spaces with advanced collaboration capabilities. The most innovative and flexible all-in-one video collaboration device on the market, it can be installed and connected in less than an hour. With the dual-camera option and Cisco's Speaker-Track technology, the active speaker can be shown in full view.

\*The new MX800 will be generally available soon. Please check with your Cisco representative for updates.

### 2 Cisco TelePresence Table Microphone 60\*

This high-end tabletop microphone designed by Cisco offers a 360-degree pickup for scenarios where people may be situated around a table or throughout a meeting space.

\*The new Microphone 60 will be generally available soon. Please check with your Cisco representative for updates.

### 3 Cisco TelePresence Touch 10

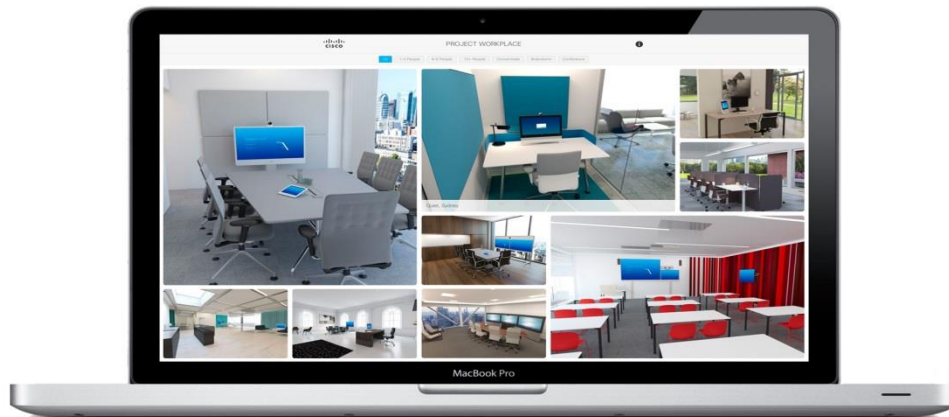
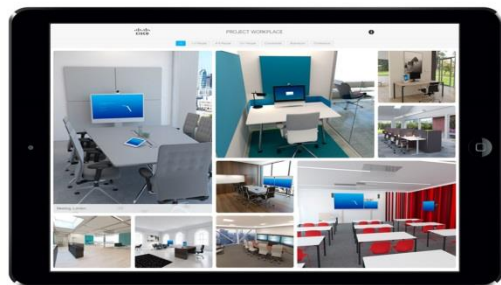
Cisco TelePresence Touch enables easy control of your meeting, from making a call to sharing content.

## Products

Product ID	Product	Preview
CTS-MX800S-2CAM-K9	Cisco TelePresence MX800 (dual camera)	1
	2 Cisco TelePresence Table Microphone 60	2
	Cisco TelePresence Touch 10	3
CTS-MIC-TABL60	Cisco TelePresence Table Microphone 60	



Additional Capabilities Include Off Line Use With an iPad or PC:  
Pin It Once and Use it Anywhere at any Time Without Network Connectivity!



[www.cisco.com/go/projectworkplace](http://www.cisco.com/go/projectworkplace)



Thank you.

