

## ROSA™ VoD QAM Manager

### Description

The ROSA™ VoD QAM Manager reports the bandwidth utilization of service groups and pinpoints the critical service groups.

In a typical network a trade-off is made between initial number of QAM channels and the VoD service coverage. With the utilization reports of the ROSA VoD QAM Manager it is possible to reduce initial capital expense to a minimum. The reports allow to react proactively on critical service groups by adding additional QAM channels 'last minute' and by segmenting the HFC network. The reports can also be used to evaluate the utilization of the network and focus marketing efforts and content offering per geographical area.

The System Summary report (see Figure 1) gives an overview of the network utilization and reports the critical service groups where the threshold limits are reached. Each critical service group is analyzed further in the Service Group Detail report (see Figure 2), which shows the utilization percentage and a summary of the periods where threshold limits are exceeded.

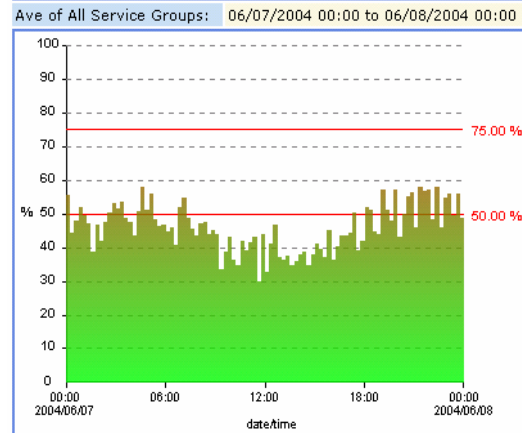
The System Summary and Service Group Detail reports are presented as standard reports that are distributed via E-mail to a list of users or as customized reports, which are presented as web interfaces to avoid the need to install the client software. In the customized reports the threshold limits and report period is definable.

### Features

Service group utilization monitoring

- Report bandwidth utilization percent per service group
  - Evaluate the utilization per service group
  - Use reports to analyze the utilization per geographical area
  - Evaluate and focus marketing efforts and content offering
- Allows to plan capital expense and deployment of additional QAM channels  
Reduce the initial capital expense to a minimum, plug-in additional QAMs 'last minute'
- Helps to predict network segmentation and plan HFC network expansion
- Distribute canned reports via E-mail and custom reports via web interface
- Definable thresholds and time periods to detect critical service groups
- Includes ROSA SNMP Group-wise Equipment Manager for mass configuration of QAM channels
- Utilization reports are generated from modulators in the Continuum DVP™ DQA family and D9477 MQAM (North American version only)

System Utilization Graph



Critical Service Groups

Name	Location	Major <sup>1</sup>	Minor <sup>2</sup>	No Data <sup>3</sup>
ServiceGroup 1	Copernicus At BNBELUIWASTEST3	75 min	750 min	0 min
ServiceGroup 2	Copernicus At BNBELUIWASTEST3	0 min	525 min	0 min

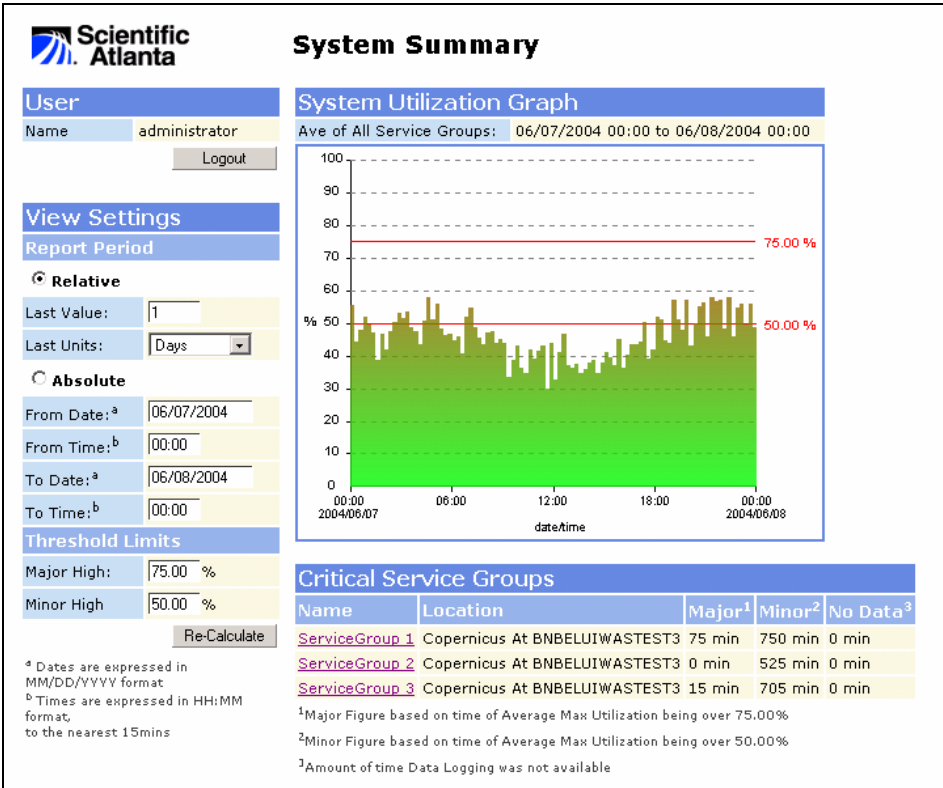


Figure 1 – System Summary example report

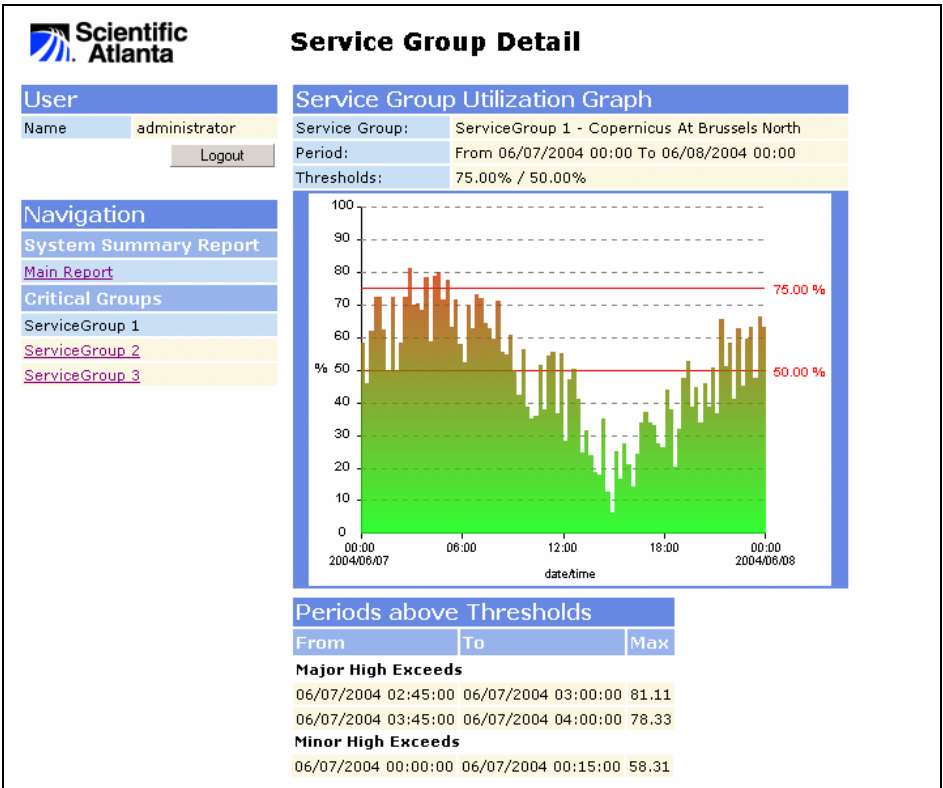
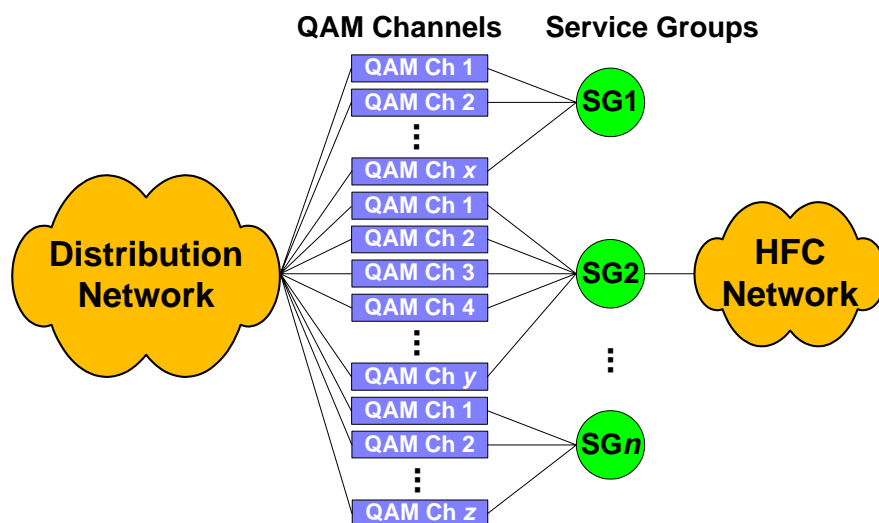


Figure 2 – Service Group Detail example report

## Ordering Information

Description	Part Number
ROSA VoD QAM Manager Package Contains all necessary equipment drivers, mass configuration and serving area utilization monitoring. <b>Note:</b> Runs on ROSA/COPERNICUS™ Client/Server only. The server can typically handle up to 7000 channels.	70026710
COPERNICUS ROSA Network Management Server 100-120/200-240 V AC Std Standard SQL database (MSDE) Including RS-232/4 and RS-485/4, ROSA 3.X Client, license for 250 managed devices	V000112011

## Topology



Scientific-Atlanta, the Scientific-Atlanta logo and Continuum are registered trademarks of Scientific-Atlanta, Inc.  
Continuum DVP is a trademark of Scientific-Atlanta, Inc.  
ROSA and Copernicus are trademarks of Scientific-Atlanta Europe NV.  
Specifications and product availability are subject to change without notice.  
© 2005 Scientific-Atlanta, Inc. All rights reserved.

Europe & Asia  
+32 56 445 445  
[www.saeurope.com](http://www.saeurope.com)  
Americas  
1-800-722-2009 or 770-236-6900  
[www.scientificatlanta.com](http://www.scientificatlanta.com)

Part Number 7002875 Rev B  
January 2005