

# Cisco Fourth-Generation LTE Wireless WAN Enhanced High-Speed WAN Interface Cards

The Cisco® Fourth-Generation (4G) Long-Term Evolution (LTE) Wireless WAN (WWAN) Enhanced High-Speed WAN Interface Cards (EHWICs) for Cisco Integrated Services Routers Generation 2 (ISR G2) provide the next generation of wireless WAN backup solutions.

## Product Overview

The Cisco 4G LTE WWAN EHWICs (Figure 1) are the first enterprise-class 4G multimode LTE WWAN solution. With 4G LTE, WWAN is a primary WAN link solution. Businesses can now run applications such as interactive video and telepresence on a primary 4G LTE WWAN link, which is 10 to 15 times faster and has 5 times lower latency than 3G links. These cards support the latest Third-Generation Partnership Project (3GPP) Release 8 LTE standards. Cisco 4G multimode LTE WWAN EHWICs provides persistent, reliable LTE connectivity with fallback and transparent handoff to earlier technologies. The card provides bandwidth to support high-definition (HD) and peer-to-peer (P2P) video calls, providing customers with an excellent mobile broadband experience.

The Cisco 4G LTE WWAN EHWICs are tightly integrated with the services provided on the award-winning Cisco ISR G2 devices, which deliver secure data, voice, video, and mobility services. The Cisco 4G LTE WWAN EHWICs are supported on the modular Cisco 1900, 2900, and 3900 Series ISR G2 devices.

Enterprises are looking for ways to reduce deployment time, enable comprehensive media services, increase revenue, and improve business continuity. The Cisco 4G LTE WWAN EHWICs, when coupled with a service provider's wireless data plan, provide a rapidly deployable, high-bandwidth, reliable, and secure solution for branch offices and remote sites. With 4G LTE data rates, the Cisco 4G LTE WWAN EHWICs offer a primary WAN link solution capable of running comprehensive branch-office services, including voice and video services.

The Cisco 4G LTE WWAN EHWICs include the following variants:

- EHWIC-4G-LTE-V: Dedicated multimode LTE for Verizon Wireless networks; the multimode LTE EHWIC is backward compatible with Evolved High Rate Packet Data (EHRPD), EVDO Revisions A and 0, and 1xRTT.
- EHWIC-4G-LTE-A, EHWIC-4G-LTE-BE\*, EHWIC-4G-LTE-JP\*: Multimode LTE for AT&T US, Bell Canada and NTT Docomo Japan that operates LTE on 1700- and 2100-MHz, 700-MHz, or 2100-MHz networks; multimode LTE EHWIC is backward compatible with DC-HSPA, HSPA+, HSPA, UMTS, EDGE, and GPRS.
- EHWIC-4G-LTE-G: Multimode LTE for carriers that operates LTE on 800-MHz, 900-MHz, 1800-MHz, 2100-MHz, or 2600-MHz networks; the multimode LTE global EHWIC is backward compatible with DC-HSPA, HSPA+, HSPA, UMTS, EDGE, and GPRS.

\*First customer shipment (FCS) in October, 2013

\*\*DC-HSPA+ will be available as a FW upgrade option in late Q4CY2013

**Figure 1.** Cisco 4G LTE WWAN EHWIC for Cisco ISR G2

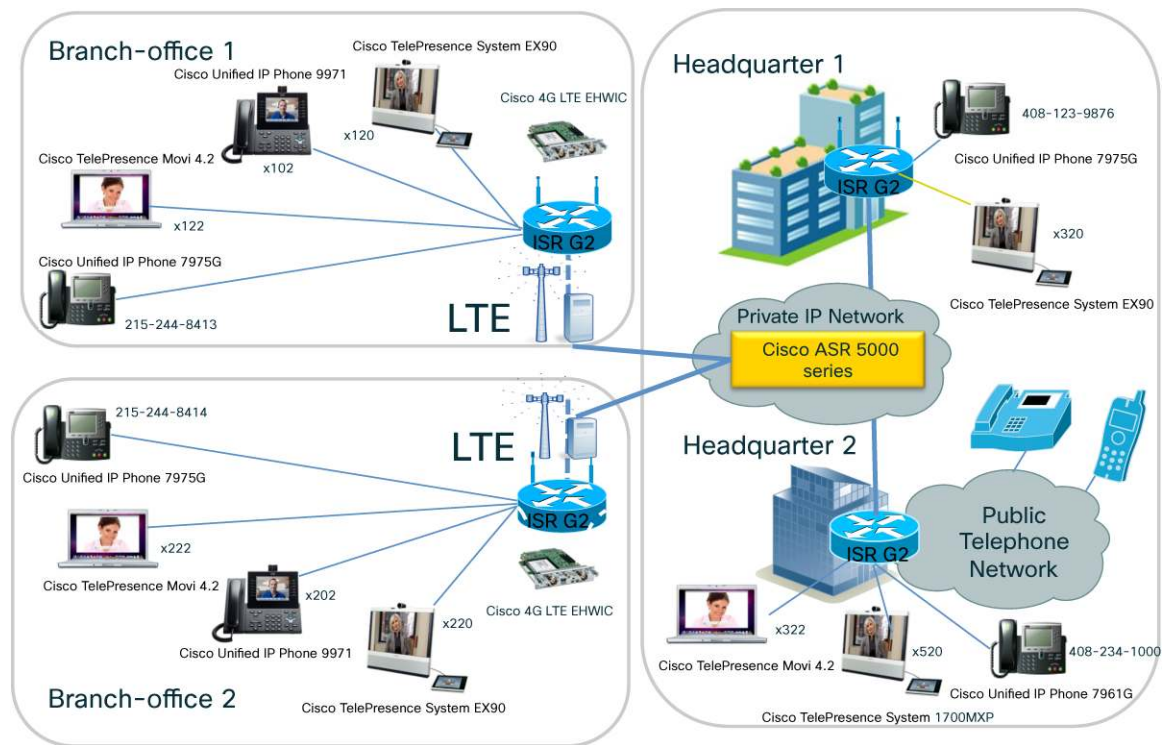


With enhanced data rates and improved latency, WWAN services are an ideal way to replace or supplement traditional wire-line services. 4G LTE WWAN data services offered today have theoretical limits of 100 Mbps on the downlink and 50 Mbps on the uplink. The actual data speed depends on the service provider's network. 4G LTE WWAN data services are an alternative in areas in which broadband services either are not available or are very expensive. Cisco is building on these performance milestones and adding support for wireless to our wide variety of WAN interface alternatives.

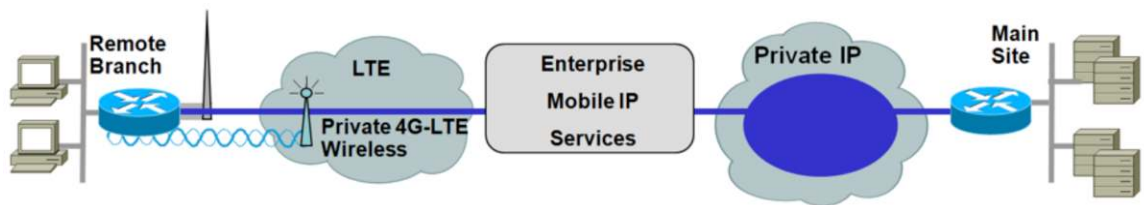
### Main Business Benefits

**Primary connectivity:** The Cisco 4G multimode LTE WWAN EHWIC provides persistent, reliable LTE connectivity with fallback and transparent handoff to earlier technologies. It enables high-performance, secure, reliable, and transparent multimedia applications anywhere and anytime and allows customers to deploy and manage the same device for multiple applications, simplifying deployment and management. For businesses requiring rapid setup or temporary connectivity, 4G LTE WWAN offers the capability to deploy a new site quickly. Using the integrated services available on the Cisco ISRs, Cisco 4G LTE WWAN EHWICs can provide instant and mobile communications during disasters and service outages.

**Figure 2.** Cisco 4G LTE WWAN EHWIC for WAN

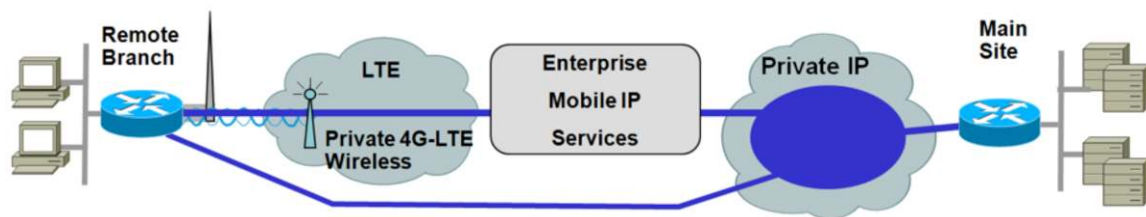


**Figure 3.** 4G LTE as a primary WAN link



**WAN Backup:** Resilient WAN access is a crucial requirement for branch offices connecting to a corporate site or the Internet. Although DSL, Frame Relay, ISDN, and dialup are common choices for backup if a primary WAN link fails, a nonterrestrial data path such as a 4G LTE WWAN provides enhanced WAN diversity (Figure 2). Cisco 4G LTE WWAN EHWICs combined with the Cisco integrated services routers offer the capability to automatically initiate connection over the 4G LTE WWAN when the primary WAN link is unavailable. In addition, you can use Cisco 4G LTE WWAN EHWICs to provide supplemental bandwidth when the primary WAN link is overloaded.

**Figure 4.** 4G LTE as a backup WAN link



## Main Features and Benefits

- **Integrated 4G LTE WWAN broadband:** With the 4G LTE WWAN modem integrated into the router, you gain the benefits of simplified installation and management. In addition, the Cisco 4G LTE WWAN EHWICs are tightly integrated with Cisco ISRs, which run the industry-leading Cisco IOS® Software, giving access to all the advanced features of Cisco IOS Software such as quality of service (QoS), intelligent network queuing, and robust security.
- **Performance:** With increasing data use and the proliferation of web-based applications at remote sites, there is an increasing need for high-speed (broadband) data connections to run mission-critical applications at these sites. 4G LTE WWAN services promise low-latency links at high speeds.
- **Short installation time:** Businesses sometimes have to wait weeks or months to get data circuits installed at new locations. For temporary or seasonal sites, wireless data services allow instant connectivity anywhere there is cellular coverage, and rapid deployment allows you to quickly set up networks with WAN connectivity.
- **Network resiliency through WAN diversity:** WAN connectivity is crucial to the functioning of your business, and any downtime means a loss of productivity and lost opportunity. Staying connected and operational during a network outage can be vital. A wireless connection for backup to a remote site provides protection against line outages and an additional level of redundancy because the 4G LTE WWAN infrastructure is often served by separate facilities, providing redundancy for the entire local loop.
- **Portability:** You can easily relocate wireless routers and Cisco 4G LTE WWAN EHWICs wherever coverage is available.
- **Hardware-ready 4G LTE multiple bearer QoS:** Future alignment with 4G LTE multiple-bearer QoS is supported. The QoS feature is service provider specific, and its support aligns with the service provider's roadmap.

## Product Specifications

Table 1 provides specifications for the Cisco 4G LTE WWAN EHWICs, and Table 2 provides antenna specifications.


**Table 1.** Specifications for the Cisco 4G LTE WWAN EHWICs Among Region Theaters

Region Theaters	EHWIC-4G-LTE-V	EHWIC-4G-LTE-A	EHWIC-4G-LTE-G	EHWIC-4G-LTE-BE	EHWIC-4G-LTE-JP
<b>Bands</b>	LTE band 13 (700 MHz)	LTE band 17 (700 MHz)	LTE band 1, 3, 7, 8, 20 (800(B20), 900(B8), 1800(B3), 2100(B1), 2600(B7) MHz)	LTE AWS band 4 (1700/2100 MHz)	LTE band 1 (2100 MHz)

Region Theaters	EHWIC-4G-LTE-V	EHWIC-4G-LTE-A	EHWIC-4G-LTE-G	EHWIC-4G-LTE-BE	EHWIC-4G-LTE-JP
<b>DL/UP Speeds</b>	100 Mbps/50 Mbps	100 Mbps/50 Mbps	100 Mbps/50 Mbps	100 Mbps/50 Mbps	100 Mbps/50 Mbps
<b>Europe</b>	X	X	✓	X	X
<b>United States</b>	✓ Verizon Wireless	✓ AT&T Wireless	X	X	X
<b>Canada</b>	X	X	X	✓	X
<b>Japan</b>	X	X	X	X	✓ NTT Docomo

Please note: LTE CAT 3 DL/UP speeds depend on specific carrier channel bandwidth and carrier LTE network provisioning

Item	Specification
<b>External Interfaces</b>	<ul style="list-style-type: none"> <li>Mini-USB interface for use with diagnostics and monitoring tools</li> <li>Two TNC connectors with main and MIMO RF port for antenna connection</li> <li>Separate active GPS with SMA (support with later Cisco IOS Software release)</li> <li>Support for main and MIMO antenna connector</li> </ul>
<b>Form Factor</b>	Single-wide EHWIC for Cisco ISR G2 platforms
<b>Physical Dimensions (H x W x D)</b>	0.75 x 3.08 x 4.9 in. (1.9 x 7.8 x 12.4 cm)
<b>Weight</b>	5.2 oz (147 grams)
<b>Subscriber Identity Module (SIM) Card</b>	4G LTE SIM card socket (USIM or mini-SIM)
<b>Power</b>	10.6 W peak (5.1 W typical)
<b>Supported Platforms</b>	Modular Cisco 1900, 2900, and 3900 Series ISR G2
<b>Software Compatibility</b>	<p><b>Modular Cisco 1900, 2900, and 3900 Series ISRs supported with Cisco IOS Software release:</b></p> <ul style="list-style-type: none"> <li>Cisco IOS Software feature set: Universal Cisco IOS Software image</li> <li>EHWIC-4G-LTE-V, EHWIC-4G-LTE-A and EHWIC-4G-LTE-G: Mainline Cisco IOS Software Release 15.2(4)M3 with Modem Firmware 3.5.x or later IOS Release with respective Modem Firmware</li> <li>EHWIC-4G-LTE-BE, EHWIC-4G-LTE-JP: Mainline Cisco IOS Software Release 15.3(3)M1 with Modem Firmware 3.5.x or later IOS Release with respective Modem Firmware</li> </ul> <p><b>Main Features Include</b></p> <ul style="list-style-type: none"> <li>Autoswitch failover between primary and backup links</li> <li>Multichannel-interface-processor (MIP) profile configuration</li> <li>3G Simple Network Management Protocol Version 2 (SNMPv2) MIBs and traps</li> <li>Remotely initiated data callback using voice</li> <li>Remotely initiated data callback using SMS</li> <li>Remote firmware upgrade over 4G LTE</li> <li>Virtual diagnostic monitoring</li> <li>SIM lock and unlock capability</li> <li>Mobile routing: Enterprise Dynamic Mobile Network Routing (DMNR) based on Cisco Network Mobility (NEMO)</li> <li>Receive diversity: For all supported bands, multiple-input and multiple-output (MIMO) on LTE</li> <li>Density: Maximum EHWIC slots</li> </ul>
<b>SMS/GPS/Multiple Profile*</b>	<ul style="list-style-type: none"> <li>GPS antenna: SMA connector</li> <li>Send and receive SMS (maximum 160 characters)</li> <li>Standalone GPS (available with 15.3(3)M1 in November, 2013)</li> <li>Separate active GPS with SMA (available with 15.3(3)M1 in November, 2013)</li> <li>Configure multiple profile (available with 15.3(3)M1 in November, 2013)</li> </ul>
<b>MIBs*</b>	<ul style="list-style-type: none"> <li>3G MIB</li> <li>Entity MIB</li> <li>IF MIB</li> <li>3G WWAN MIB persistence</li> <li>Enhanced 3G MIB for 4G MIB extension (available with 15.3(3)M1 in November, 2013)</li> </ul>
<b>Network Management and Diagnostics</b>	<ul style="list-style-type: none"> <li>In-band and out-of-band management using Telnet (Cisco IOS Software command-line interface [CLI]) and SNMP, including MIB II and other extensions</li> <li>Industry-standard 4G LTE diagnostics and monitoring tools (QUALCOMM CDMA Air Interface Tester [CAIT] and Spirent Universal Diagnostic Monitor [UDM])</li> </ul>

Item	Specification	
<b>Modem Information</b>	<ul style="list-style-type: none"> <li>• <b>Modem form factor:</b> Embedded Peripheral Component Interconnect (PCI) minicard</li> <li>• <b>EHWIC-4G-LTE-V:</b> Sierra Wireless MC7750</li> <li>• <b>EHWIC-4G-LTE-A:</b> EHWIC-4G-LTE-BE, EHWIC-4G-LTE-JP: Sierra Wireless MC7700</li> <li>• <b>EHWIC-4G-LTE-G:</b> Sierra Wireless MC7710</li> </ul>	
<b>Carrier Support</b>	For an updated list of carriers that offer services with Cisco 4G LTE WWAN EHWIC, please visit <a href="http://www.cisco.com/go/4g">http://www.cisco.com/go/4g</a> .	
<b>Diagnostic</b>	RSVD mini-USB port	
<b>Update</b>	OTA-DM	
<b>Programming Interfaces</b>	Cisco IOS Software CLI	
<b>Wireless Technologies Supported</b>  	<b>EHWIC-4G-LTE-V</b> <ul style="list-style-type: none"> <li>• LTE 700 MHz (band 13)</li> </ul> Backward compatibility: <ul style="list-style-type: none"> <li>• CMDA (Rev A, Rev 0, 1XRTT) 800 and 1900 MHz</li> <li>• UMTS WCDMA, HSDPA, HSUPA, and HSPA+ 850, 900, 1900, and 2100 MHz</li> <li>• GSM and GPRS</li> <li>• EDGE 850, 900, and 1800 MHz</li> </ul> <b>EHWIC-4G-LTE-A, EHWIC-4G-LTE-BE, EHWIC-4G-LTE-JP</b> <ul style="list-style-type: none"> <li>• LTE: AT&amp;T 700 MHz (band 17)</li> <li>• LTE: Bell Canada 1700/2100 MHz AWS (band 4)</li> <li>• LTE: NTT Docomo Japan 2100 MHz (band 1)</li> </ul> Backward compatibility: <ul style="list-style-type: none"> <li>• UMTS and HSPA+: 850, 1900, and 2100 MHz</li> <li>• Quad-band EDGE, GPRS, and GSM</li> </ul>	<b>EHWIC-4G-LTE-G</b> <ul style="list-style-type: none"> <li>• LTE 800 MHz (band 20), 900 MHz (band 8), 1800 MHz (band 3), 2100 MHz (band 1), 2600 MHz (band 7)</li> </ul> Backward compatibility: <ul style="list-style-type: none"> <li>• UMTS and HSPA+: 900 and 2100 MHz</li> <li>• DC-HSPA+, Tri-band EDGE, GPRS, and GSM</li> </ul>
<b>LED indicators</b>	<b>EHWIC-4G-LTE-V</b> <ul style="list-style-type: none"> <li>• WWAN LED (connection status indication)</li> <li>• RSSI</li> <li>• EVDO</li> <li>• GPS</li> <li>• LTE</li> </ul>	<b>EHWIC-4G-LTE-A, EHWIC-4G-LTE-BE, EHWIC-4G-LTE-JP, EHWIC-4G-LTE-G</b> <ul style="list-style-type: none"> <li>• WWAN LED (connection status indication)</li> <li>• RSSI</li> <li>• HSPA+</li> <li>• GPS</li> <li>• LTE</li> </ul>
<b>Approvals and Compliance</b>	<b>Safety</b> <ul style="list-style-type: none"> <li>• UL 60950-1, CAN/CSA-C22.2 No. 60950-1, EN 60950-1, IEC 60950-1, AS/NZS 60950.1, FCC Part 2.1093, RSS-102, and EN 50385</li> </ul>	
	<b>EMC</b> <ul style="list-style-type: none"> <li>• FCC Part 15, Industry Canada ICES-003, EN 301 489-01, EN 301 489-07, EN 301 489-24, EN55022 (CISPR22), EN55024 (CISPR24), EN300-386, EN 61000-3-2, EN 61000-3-3, AS/NZS CISPR 22, CNS13438, and VCCI V-3</li> </ul>	
	<b>Radio</b> <ul style="list-style-type: none"> <li>• FCC Part 2, FCC Part 22, FCC Part 24, RSS 129 and RSS 133, RSS 132 and RSS 133, EN 301 511 GSM, EN 301 908-1, and EN 301 908-2</li> <li>• PTCRB-approved. device ID Cisco EHWIC-4G-LTE-A</li> </ul>	

\* Support with mainline IOS 15.3(3)M or later releases

**Table 2.** Antenna Specifications

Item	Specification
Diversity (Dual Antenna) MIMO	<ul style="list-style-type: none"> <li>• EHWIC-4G-LTE-V, EHWIC-4G-LTE-A, EHWIC-4G-LTE-G, EHWIC-4G-LTE-BE &amp; EHWIC-4G-LTE-JP</li> </ul>
Antenna 4G-ANTM-OM-CM	<p><b>Description</b></p> <ul style="list-style-type: none"> <li>• Multiband indoor omnidirectional antenna</li> <li>• Ceiling mount</li> </ul> <p><b>Electrical Specifications</b></p> <ul style="list-style-type: none"> <li>• <b>Frequency range:</b> 698 to 960 MHz, 1575 MHz and 1710 to 2690 MHz</li> <li>• <b>Gain:</b> 1 and 1.5 decibels relative to isotropic (dBi) (700 to 960 MHz), 1.7 and 3.2 dBi (1700 to 2200 MHz), 3 and 4 dBi (2500 to 2700 MHz)</li> <li>• <b>Maximum power:</b> 50W</li> <li>• <b>Connector:</b> TNC male</li> <li>• <b>VSWR:</b> 2.0:1 and 3.01:1 or less for GPS</li> <li>• <b>Nominal impedance:</b> 50 ohms</li> <li>• <b>Polarization:</b> Linear Vertical</li> </ul> <p><b>Mechanical Specifications</b></p> <ul style="list-style-type: none"> <li>• <b>Radome material:</b> White ABS</li> <li>• <b>Dimensions (outside dimensions [OD] x height [H]):</b> 5.64 OD in. x 2.0 H in.</li> <li>• <b>Weight:</b> 6.0 oz</li> <li>• <b>Temperature rating:</b> -40 to 85°C [[PLS FIRST GIVE FAHRENHEIT TEMPERATUR E]]</li> <li>• <b>Can be used with the following cable extensions:</b> 3G-CAB-ULL-20 and 3G-CAB-ULL-50</li> </ul>
Antenna 4G- LTE-ANTM-D	<p><b>Description</b></p> <ul style="list-style-type: none"> <li>• Cisco 4G and 3G omnidirectional dipole antenna</li> <li>• Articulating joint; can be rotated 360 degrees and is capable of maneuvering into three stop positions: 0 degrees, 45 degrees, and 90 degrees</li> <li>• Plug threaded TNC connector: Directly mount the antenna on any Cisco 4G or Cisco 3G wireless ISR EHWIC with a TNC connector; the threads on the connector must comply with the ANSI 7/16-28 UNEF 2B thread specification</li> <li>• Multiband swivel-mount dipole antenna</li> <li>• Faceplate mount (single unit included with all Cisco 4G WWAN EHWICs)</li> </ul> <p><b>Electrical Specifications</b></p> <ul style="list-style-type: none"> <li>• <b>Operating frequency ranges:</b> 698 to 806 MHz, 824 to 894 MHz, 925 to 960 MHz, 1710 to 1885 MHz, 1920 to 1980 MHz, 2110 to 2170 MHz, and 2500 to 2690 MHz</li> <li>• <b>Maximum peak gain:</b> 2 dBi</li> <li>• <b>Maximum input power:</b> 3W</li> <li>• <b>Connector:</b> TNC plug</li> <li>• <b>Voltage standing wave ratio (VSWR):</b> &lt; 2.5:1 or less</li> <li>• <b>Characteristic impedance:</b> 50 ohms</li> </ul> <p><b>Mechanical Specifications</b></p> <ul style="list-style-type: none"> <li>• <b>Antenna dimensions (L x W x D):</b> 9 x 1.2 x 7/16 in. (229 x 30.5 x 11 mm)</li> <li>• <b>Temperature rating:</b> -22 to 158°F (-30 to 70°C)</li> <li>• <b>Antenna base and random color:</b> Cisco Raven Black</li> </ul>
Antenna extension 4G-AE015-R	<p><b>Description</b></p> <ul style="list-style-type: none"> <li>• Single-unit antenna extension base (15 ft (457.2 cm))</li> </ul> <p><b>Electrical Specifications</b></p> <ul style="list-style-type: none"> <li>• <b>Frequency range:</b> 6 GHz</li> <li>• <b>Attenuation:</b> Less than 3 dB at or below 2.5 GHz</li> <li>• <b>Base connector:</b> TNC socket</li> <li>• <b>Pigtail connector:</b> TNC plug</li> </ul>



Item	Specification
	<b>Mechanical Specifications</b> <ul style="list-style-type: none"> <li>• <b>Base material:</b> Cisco gray UL94 V0 PC/ABS plastic</li> <li>• <b>Dimensions:</b> 2.8 x 2.4 x 1.8 in. (7.1 x 6.1 x 4.6 cm)</li> <li>• <b>Weight:</b> 6 oz (0.17 kg)</li> <li>• <b>Cable:</b> 15 ft (457.2 cm) nonplenum rated Pro-Flex Plus 195</li> </ul>
Antenna extension 4G-AE010-R	<b>Description</b> <ul style="list-style-type: none"> <li>• Single-unit antenna extension base (10 ft (304.8 cm) cable included)</li> </ul>
	<b>Electrical Specifications</b> <ul style="list-style-type: none"> <li>• <b>Frequency range:</b> 6 GHz</li> <li>• <b>Attenuation:</b> Less than 3 dB at or below 2.5 GHz</li> <li>• <b>Base connector:</b> TNC socket</li> <li>• <b>Pigtail connector:</b> TNC plug</li> </ul>
	<b>Mechanical Specifications</b> <ul style="list-style-type: none"> <li>• <b>Base material:</b> UL 94 V0PC and ABS plastic</li> <li>• <b>Dimensions:</b> 2.8 x 2.4 x 1.8 in. (7.1 x 6.1 x 4.6 cm)</li> <li>• <b>Weight:</b> 6 oz (0.17 kg)</li> <li>• <b>Cable:</b> 10 ft (304.8 cm) nonplenum rated Pro-Flex Plus 195</li> </ul>
ANT-4G-OMNI-OUT-N*	<b>Description: Cisco outdoor omnidirectional antenna for 2G, 3G, and 4G cellular</b> <ul style="list-style-type: none"> <li>• UV-stable radome</li> <li>• Mast-mounting bracket</li> <li>• Applicable for both 2G and 3G solutions</li> <li>• Domestic LTE 700 band and global LTE 2600 band</li> <li>• Domestic cellular and global GSM</li> <li>• WiMAX 2300 and 2500</li> </ul>
	<b>Electrical Specifications</b> <ul style="list-style-type: none"> <li>• <b>Frequency ranges:</b> 698 to 960 MHz, 1710 to 2170 MHz, and 2300 to 2700 MHz</li> <li>• <b>Nominal gain (dBi):</b> 698 to 960 MHz = 1.5 dBi, and 1710 to 2700 MHz = 3.5 dBi</li> <li>• <b>3 dB beam width (E plane):</b> 698 to 960 MHz = 81 degrees, 1710 to 2170 MHz = 75 degrees, and 2300 to 2700 MHz = 100 degrees</li> <li>• <b>3 dB beam width (H plane):</b> 360 degrees, omnidirectional</li> <li>• <b>Polarization:</b> Vertical and linear</li> <li>• <b>Normal impedance:</b> 50 ohms</li> <li>• <b>VSWR:</b> &lt; 2.5:1 (698 to 960 MHz) and &lt; 2.0:1 (1710 to 2690 MHz)</li> <li>• <b>Radiation pattern:</b> Omnidirectional</li> </ul>
	<b>Mechanical Specifications</b> <ul style="list-style-type: none"> <li>• <b>Mount style:</b> Mast mount, upright position only</li> <li>• <b>Environment:</b> Outdoor</li> <li>• <b>Connector:</b> N-type socket</li> <li>• <b>Antenna length (height):</b> 9.8 x 1 in. (24.9 x 2.45 cm)</li> <li>• <b>Weight:</b> 1.5 lb (.68 kg)</li> <li>• <b>Dimensions (H x OD):</b> 9.8 x 1 in. (248 x 24.5 mm)</li> <li>• <b>Operating temperature range:</b> -22 to 158°F (30 to 70°C)</li> <li>• <b>Storage temperature:</b> -40 to 185°F (-40 to 85°C)</li> <li>• <b>Maximum power:</b> 20W</li> <li>• <b>Radome:</b> Polycarbonate, UV, white</li> <li>• <b>Material substance compliance:</b> ROHS compliant</li> </ul>
ANT-4G-SR-OUT-TNC	<b>Description: Cisco integrated 4G low-profile outdoor saucer antenna</b> <ul style="list-style-type: none"> <li>• Applicable for both 3G and 4G solutions</li> <li>• Domestic LTE 700 band and global LTE 2600 band</li> <li>• Domestic cellular and global GSM</li> <li>• Weatherproof UV stable radome</li> <li>• Performance optimized</li> </ul>



Item	Specification
	<ul style="list-style-type: none"> <li>• Excellent flame rating</li> </ul> <p><b>Electrical Specifications</b></p> <ul style="list-style-type: none"> <li>• <b>Frequency ranges:</b> 698 to 960 MHz and 1710 to 2700 MHz</li> <li>• <b>Peak gain with 1-ft cable:</b> 1.5 dBi (698 to 960 MHz) and 3.7 dBi (1710 to 2700 MHz)</li> <li>• <b>Peak gain with 15-ft cable:</b> 0.8 dBi (698 to 960 MHz) and 0.2 dBi (1710 to 2700 MHz)</li> <li>• <b>Average efficiency with 1-ft cable:</b> 90% (698 to 960 MHz) and 82% (1710 to 2700 MHz)</li> <li>• <b>Average efficiency with 15-ft cable:</b> 60% (698 to 960 MHz) and 40% (1710 to 2700 MHz)</li> <li>• <b>Polarization:</b> Linear and vertical</li> <li>• <b>Nominal impedance:</b> 50 ohms</li> <li>• <b>VSWR (maximum):</b> 2.0:1 (698 to 960 MHz) and 2.0:1 (1710 to 2700 MHz)</li> <li>• <b>H-plane (3 dB beam width):</b> Omnidirectional</li> </ul> <p><b>Mechanical Specifications</b></p> <ul style="list-style-type: none"> <li>• <b>Power:</b> 3W</li> <li>• <b>Cable:</b> 15-ft LMR 195</li> <li>• <b>RF connector:</b> Type N (f); TNC (plug) available</li> <li>• <b>Mount style:</b> Ceiling mount</li> <li>• <b>Radome:</b> PC/ABS, UV stable, black</li> <li>• <b>Material substance compliance:</b> RoHS compliant</li> <li>• <b>Operational temperature:</b> –22 to 158°F (–30 to 70°C)</li> <li>• <b>Storage temperature:</b> –40 to 185°F (–40 to 85°C)</li> <li>• <b>Environment:</b> Indoor</li> <li>• <b>Dimensions (H x OD):</b> 3.4 x 7.9 in, (87 x 200 mm)</li> </ul>
ANT-4G-PNL-OUT-N*	<p><b>Description: Cisco multiband panel outdoor 4G antenna</b></p> <ul style="list-style-type: none"> <li>• Supports 3G and 4G solutions</li> <li>• Supports bands</li> <li>• Wall mount and mast mount</li> <li>• Indoor and outdoor</li> <li>• Dual type-N socket connector</li> </ul> <p><b>Electrical Specifications</b></p> <ul style="list-style-type: none"> <li>• <b>Frequency ranges:</b> 698 to 960 MHz and 1710 to 2700 MHz</li> <li>• <b>VSWR:</b> 2.0:1 maximum</li> <li>• <b>Gain:</b> 5.5 to 10.5 dBi (698 to 960 MHz) and 6.5 to 9.0 dBi (1710 to 2700 MHz)</li> <li>• <b>3 dB beam width (vertical plane):</b> 55 to 70 degrees = 698 to 960 MHz, 53 to 98 degrees = 1710 to 2200 MHz, 60 to 70 degrees = 2200 to 2500 MHz, and 55 to 70 degrees = 2500 to 2700 MHz</li> <li>• <b>3 dB beam width (horizontal plane):</b> 55 to 70 degrees = 698 to 960 MHz and 50 to 90 degrees = 1710 to 2200 MHz</li> <li>• <b>F/B ratio:</b> &gt; 15 dB, typical 20 dB = 698 to 960 MHz, and &gt; 17 dB, typical 23 dB = 1700 to 2700 MHz</li> <li>• <b>Isolation:</b> &gt; 30 dB</li> <li>• <b>Polarization:</b> Slant +/- 45 degrees</li> <li>• <b>Nominal impedance:</b> 50 ohms</li> <li>• <b>Radiation pattern:</b> Directional</li> </ul> <p><b>Mechanical Specifications</b></p> <ul style="list-style-type: none"> <li>• <b>Mount style:</b> Wall or mast mount</li> <li>• <b>Environment:</b> Outdoor</li> <li>• <b>Connector:</b> Dual type-N socket (direct connect or dual 12 in. (30 cm))</li> <li>• <b>Antenna length (height):</b> 11.6 in. (2.95 cm)</li> <li>• <b>Temperature range (operating):</b> –22 to 158°F (–30 to 70°C)</li> <li>• <b>Storage temperature:</b> –40 to 85°C</li> <li>• <b>Wind rating:</b> 160 km per hr</li> <li>• <b>IP rating:</b> IP 54</li> <li>• <b>Radome:</b> Polycarbonate, UV resistant, white</li> <li>• <b>Material substance compliance:</b> ROHS compliant</li> </ul>

Item	Specification
CGR-LA-NM-NF* CGR-LA-NF-NF*	<b>Description: Cisco Lightning Arrestor</b> <ul style="list-style-type: none"> <li>Broadband operation</li> <li>DC continuity for outdoor powering</li> <li>Reversed installation</li> <li>Permanently installed gas capsule</li> <li>CGR-LA-NM-NF: male to female connector</li> <li>CGR-LA-NF-NF: female to female connector</li> </ul>
	<b>Feature Description</b> <ul style="list-style-type: none"> <li>Arrestor Type: Gas discharge tube</li> <li>Main path connectors: Port 1: protected, N plug (male), Port 2: unprotected, N jack (female, bulkhead side)</li> <li>Impedance: 50 ohms</li> <li>Frequency range: 0 MHz to 5800 MHz</li> <li>Return loss: Greater than or equal to 20 dB</li> <li>Insertion loss: Less than or equal to 0.2 dB</li> <li>RF CW power: Less than or equal to 60 W</li> <li>Surge current handling capability: 10 single, multiple kA (test pulse 8/20 ms)</li> <li>Residual pulse energy: 250 microsecond typically (test pulse 4 kV 1.2/50 microsecond; 2kA 8/20 microsecond), main path (protected side)</li> <li>Operating temperature range: -40-degrees F to 185-degrees F (-40-degrees C to 85-degrees C)</li> <li>Waterproof rating: IP 67 (according to IEC 60529, data refer to the coupled state)</li> <li>Mounting and grounding: MH24 (bulkhead)</li> <li>Material <ul style="list-style-type: none"> <li>Housing: brass</li> <li>Port 1 center contact: gold-plated brass</li> <li>Port 2 center contract copper beryllium alloy</li> </ul> </li> </ul>

\* -N antenna works with -N cables and -N lighting arrestor

## Ordering Information

To place an order, refer to Tables 3 through 5 and visit the [Cisco Ordering Home](#) Page.

**Table 3.** Cisco 4G LTE WWAN EHWIC Ordering Information

Description	Part Number
4G LTE EHWIC for Verizon, 700 MHz Band 13 / CDMA Rev A	EHWIC-4G-LTE-V EHWIC-4G-LTE-V= (Spare)
4G LTE EHWIC for AT&T, 700 MHz Band 17, 850/1900/2100 MHz UMTS/HSPA bands	EHWIC-4G-LTE-A EHWIC-4G-LTE-A= (Spare)
4G LTE EHWIC for Europe, LTE 800/900/1800/ 2100/2600 MHz, 900/1900/2100 MHz UMTS/HSPA bands	EHWIC-4G-LTE-G EHWIC-4G-LTE-G= (Spare)
4G LTE EHWIC for Canada, 1700/2100 MHz AWS band 4, 850/1900/2100 MHz UMTS/HSPA bands	EHWIC-4G-LTE-BE EHWIC-4G-LTE-BE= (Spare)
4G LTE EHWIC for NTT Docomo Japan, 2100 MHz band 1, 850/1900/2100 MHz UMTS/HSPA bands	EHWIC-4G-LTE-JP EHWIC-4G-LTE-JP= (Spare)

**Table 4.** Antenna Ordering Information

Description	Part Number
Multi-Band Swivel Mount Dipole Antenna-Faceplate Mount	4G-LTE-ANTM-D 4G-LTE-ANTM-D= (Spare)
Multi-Band Omnidirectional Antenna-Ceiling Mount	4G-ANTM-OM-CM 4G-ANTM-OM-CM= (Spare)
Single Unit Antenna Extension Base (10-ft cable included)	4G-AE010-R 4G-AE010-R= (Spare)
Single Unit Antenna Extension Base (15-ft cable)	4G-AE015-R 4G-AE015-R= (Spare)
50-ft (15m) Ultra Low Loss LMR 400 Cable with TNC Connector	4G-CAB-ULL-50 4G-CAB-ULL-50= (Spare)
20-ft (6m) Ultra Low Loss LMR 400 Cable with TNC Connector	4G-CAB-ULL-20 4G-CAB-ULL-20= (Spare)
25-ft (7.5 m) Low Loss LMR 240 Cable with TNC Connector	4G-CAB-LMR240-25 4G-CAB-LMR240-25= (Spare)
50-ft (15 m) Low Loss LMR 240 Cable with TNC Connector	4G-CAB-LMR240-50 4G-CAB-LMR240-50= (Spare)
75-ft (23 m) Low Loss LMR 240 Cable with TNC Connector	4G-CAB-LMR240-75 4G-CAB-LMR240-75= (Spare)
Standalone active SMA GPS antenna with 17ft extender	GPS-ACT-ANTM-SMA GPS-ACT-ANTM-SMA= (Spare)
Multiband Omni-Directional Stick Outdoor 4G Antenna	ANT-4G-OMNI-OUT-N
Multiband Low-Profile Saucer Outdoor 4G Antenna	ANT-4G-SR-OUT-TNC
Multiband Panel Outdoor 4G Antenna	ANT-4G-PNL-OUT-N
50-ft (15m) Ultra Low Loss LMR 400 Cable TNC-N Connector	CAB-L400-50-TNC-N
20-ft (6m) Ultra Low Loss LMR 400 Cable with TNC-N Connector	CAB-L400-20-TNC-N
20-ft (6m) Ultra Low Loss LMR 400 Cable with N Connectors	CAB-L400-20-N-N
Lightning Arrestor Kit: female to female	CGR-LA-NF-NF
Lightning Arrestor Kit: male to female	CGR-LA-NM-NF

**Note:** All 4G LTE EHWICs (including spares) ship with dual 4G-LTE-ANTM-D and dual extender 4G-AE010-R.

**Table 5.** 4G C29XX Integrated Services Router G2 Bundles Ordering Information

Description	Part Number
CISCO2911 bundle w/EHWIC-4G-LTE-V, Universal Base, 256FL/512DR, Adv Security	C2911-4G-V-SEC/K9 <sup>1</sup>
CISCO2921 bundle w/EHWIC-4G-LTE-V, Universal Base, 256FL/512DR, Adv Security	C2921-4G-V-SEC/K9 <sup>1</sup>
CISCO2951 bundle w/EHWIC-4G-LTE-V, Universal Base, 256FL/512DR, Adv Security	C2951-4G-V-SEC/K9 <sup>1</sup>
CISCO1921 bundle w/EHWIC-4G-LTE-V, Universal Base, 256FL/512DR, Adv Security	C1921-4G-V-SEC/K9 <sup>1</sup>

<sup>1</sup> Mobile IP requires separate data license

## Service and Support

Cisco offers a wide range of services programs to accelerate customer success. These innovative services programs are delivered through a unique combination of people, processes, tools, and partners, resulting in high levels of customer satisfaction. Cisco services help you protect your network investment, optimize network operations, and prepare your network for new applications to extend network intelligence and the power of your

---

business. For more information about Cisco services, refer to [Cisco Technical Support Services](#) and [Cisco Advanced Services](#).

## Warranty Information

The Cisco 4G LTE EHWICs have a 90-day limited liability warranty.

## Cisco and Partner Services for the Branch

Services from Cisco and our certified partners can help you transform the branch-office experience and accelerate business innovation and growth in the Borderless Network. We have the depth and breadth of expertise to create a clear, replicable, optimized branch-office footprint across technologies. Planning and design services align technology with business goals and can increase the accuracy, speed, and efficiency of deployment. Technical services can help you improve operational efficiency, save money, and mitigate risk. Optimization services are designed to continuously improve performance and help your team succeed with new technologies. For more information, please visit <http://www.cisco.com/go/services>.

## For More Information

For more information about the Cisco 4G LTE WWAN EHWICs, visit <http://www.cisco.com/go/4g> or contact your local Cisco account representative.

For configuration guidance, see

<http://www.cisco.com/en/US/docs/routers/access/interfaces/software/feature/guide/EHWIC-4G-LTESW.html>.

For installation guidance, see

[http://www.cisco.com/en/US/prod/collateral/modules/ps5949/ps11540/ehwic\\_4g\\_ltehw.pdf](http://www.cisco.com/en/US/prod/collateral/modules/ps5949/ps11540/ehwic_4g_ltehw.pdf)

<http://www.cisco.com/en/US/docs/routers/connectedgrid/antennas/installing/Overview.html>



**Americas Headquarters**  
Cisco Systems, Inc.  
San Jose, CA

**Asia Pacific Headquarters**  
Cisco Systems (USA) Pte. Ltd.  
Singapore

**Europe Headquarters**  
Cisco Systems International BV Amsterdam,  
The Netherlands

Cisco has more than 200 offices worldwide. Addresses, phone numbers, and fax numbers are listed on the Cisco Website at [www.cisco.com/go/offices](http://www.cisco.com/go/offices).

Cisco and the Cisco logo are trademarks or registered trademarks of Cisco and/or its affiliates in the U.S. and other countries. To view a list of Cisco trademarks, go to this URL: [www.cisco.com/go/trademarks](http://www.cisco.com/go/trademarks). Third party trademarks mentioned are the property of their respective owners. The use of the word partner does not imply a partnership relationship between Cisco and any other company. (1110R)