



Application Server 3.5

Release Notes

Overview

Introduction

These release notes contain the following information:

- Descriptions of new features introduced with this software version.
- Information you need to prepare for an upgrade to this version of the software.
- A list of compatible software and application platforms.
- Change requests (CRs) that were found in previous software releases and corrected in this release.
- A summary of open issues for this release.
- General information on contacting us for technical support.

Scope

These release notes provide an executive overview of this software release

Audience

These release notes are written for system operators, sales and program managers, and field technicians.

Document Version

This is the first release of this document.

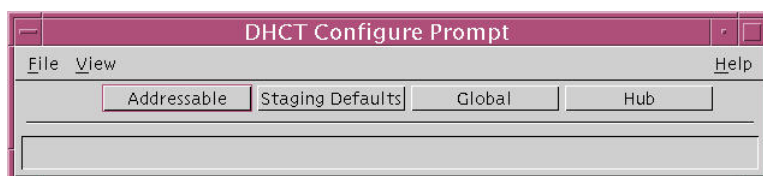
About This Software Version

What's New in this Release?

Described Video Service

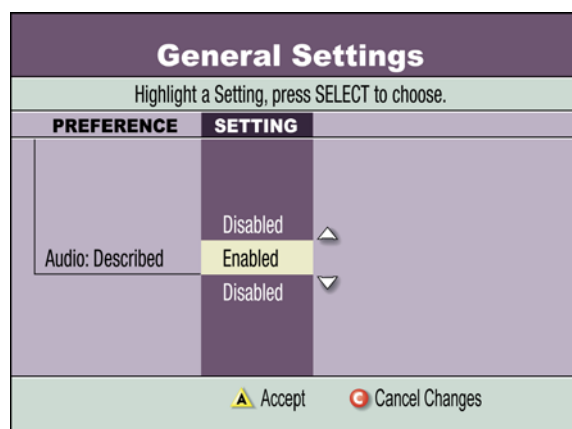
Described Video Service (DVS) is a feature that provides visually impaired viewers with audio descriptions of key elements in a program, such as what is happening on the screen, during pauses in the dialogue.

You can activate DVS in one of four ways from the DHCT Configure Prompt. For more details about activating DVS, refer to the *Application Server 3.5 User Guide* (part number 4023142).

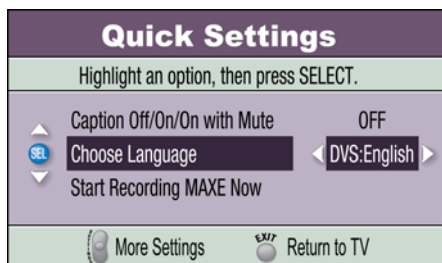


Note: We recommend that DVS be activated only if you are familiar with DVS and have content that is encoded with DVS audio streams. To be selectable, these audio streams must be encoded within an MPEG program. Obtaining and providing these streams properly is the responsibility of the operator.

When DVS is activated, subscribers will notice changes in their General Settings menu. The **Audio: Described** option is available from the Base Application tab on the Set Up Addressable DHCT Configuration and Set Up Staging Defaults windows.



Subscribers can also choose the language of the DVS audio by selecting **Choose Language** and specifying their preference in the Quick Settings menu.



For detailed information on configuring set-tops for DVS support, refer to the *Application Server 3.5 User Guide* (part number 4023142).

One-For-All (PPV Events)

One-For-All is a strategy to check more than one language for pay-per-view (PPV) event descriptions and avoid showing "No description available".

For detailed information about configuring One-For-All, refer to the *Application Server 3.5 User Guide* (part number 4023142).

Site Requirements

Installation Media

To install Application Server (AS) 3.5, you must have the AS 3.5 CD.

Important: If your system uses applications from third-party vendors, contact each vendor to determine whether to stop their application(s) prior to installing AS 3.5.

System Release Compatibility and Prerequisites

AS 3.5 was tested and released against the following System Releases (SR):

- SR 2.7/3.7/4.2 sp2
- SR 4.2.1
- SR 4.3
- SR 4.4

Set-Top Platform	Operating System (OS)	SARA	PowerKEY® Conditional Access Version
Explorer RNG200 DVR 1.5.5.1003 or later	OS 8.0.40.1	1.90.12.1	N/A
Explorer 4250HDC Exp 2.0.0 (0701) or later	OS 6.20.28.1	1.61.5a100	4.0.1.1
Explorer 8300HDC DVR 1.5.3 (0801) or later	OS 6.20.28.1	1.90.5a101	3.9.7.13
Explorer 8300 DVR			
v. 1.4.3a10 or later	OS 6.14.74.1	1.88.22.1	3.9
v. 1.5.2	OS 6.14.79.1	1.89.16.2	3.9
Explorer 8000/8010 DVR			
v. 1.4.3a10 or later	OS 6.12.74.1	1.88.22.1	3.7.5
v. 1.5.2	OS 6.12.79.1	1.89.16.2	3.7.5

Explorer 3250HD HD 1.6.0 or later	OS 3.24.5.2	1.59.18.1	3.9
Explorer 2xxx, 31xx, 3200, 3100HD	OS 3.13.6.1	1.60.6.2	1.0.6.20 (Explorer 2000s) 1.0.7 (all others)

Compatible Set-Tops

The following versions of client software are required to support the features provided with this version of application server software.

Application Server Platform	Client Software
4250SD/HD	PowerKEY 5.3.1
4500SD/HD	EXP 2.1.0
8300SD/HD DVR	DVR 1.7.0
8500SD/HD DVR	DVR 1.7.0

Known Issues

At the time of this release there are no known issues.

For Information

If You Have Questions

If you have technical questions, call Cisco Services for assistance. Follow the menu options to speak with a service engineer.



Cisco Systems, Inc.
5030 Sugarloaf Parkway, Box 465447
Lawrenceville, GA 30042

678 277-1120
800 722-2009
www.cisco.com

Cisco and the Cisco logo are trademarks or registered trademarks of Cisco and/or its affiliates in the U.S. and other countries. A listing of Cisco's trademarks can be found at www.cisco.com/go/trademarks.

Third party trademarks mentioned are the property of their respective owners.

The use of the word partner does not imply a partnership relationship between Cisco and any other company. (1009R)

Product and service availability are subject to change without notice.

©2008, 2012 Cisco and/or its affiliates. All rights reserved.

April 2012 Printed in USA

Part Number 4022899 Rev B